

Example excerpts of questions answered on the Remote Teaching area on Microsoft Teams at University of Brighton

18/02/21

18/02 12:56

Audio transcription service?

A little bit more Research than Teaching, I confess, but colleagues are looking for a service for transcribing interview audio recordings.

- Otter.ai is promising - fair accuracy, free 600 mins/mo account, identifies/labels separate speakers, nice options.
- Word (web) - will do it but with less accuracy and 300 min/mo limit
- Panopto / Stream - will provide a VTT export for free with no limit but VTT is rather cumbersome to interpret into an intelligible interview format for thematic analysis.
- There are plenty of commercial paid-for transcription services e.g. Rev and 3Play, who will gladly take your money...

Before any individuals go and pay for a service, are there any other tools we are missing? Do any colleagues use transcription services? Is there not an institutional need / economy of scale here??

[See less](#)

Start of the thread – I was tagged by a colleague in a reply.

Craig Wakefield 18/02 13:28

The VTT cleaner is here: <https://amsglob0cdnstream13.azureedge.net/vttcleaner/CleanVTT.html>

Microsoft Stream transcript VTT file cleaner
Tool for Microsoft Stream to extract just the text from an autogenerated transcript VTT file.

amsglob0cdnstream13.azureedge.net

Colleague, Craig Wakefield initially replied to this thread (Craig has provided permission to be named in this portfolio). All members of the Digital Learning Team contribute to answering questions on the Remote Teaching Teams area.

Fiona Macneill 18/02 14:18 Edited

We have pages on our blog about transcription options if you have video footage:
<http://blogs.brighton.ac.uk/teachingcontingency/microsoft-teams/microsoft-teams-for-research/>

Panopto video transcript: <http://blogs.brighton.ac.uk/teachingcontingency/wiki/frequently-asked-questions-faqs/create-a-video-transcript-based-on-the-panopto-closed-caption-file/>

The VTT tool mentioned by Craig above is browser-based and the data is not sent anywhere (the browser is essentially running a script that processes the text locally on the computer).

I can also recommend the live transcription tools in Microsoft Word online (only in the Online version not on desktop). They are excellent and you can either live transcribe or upload the audio. I have not had a chance to write a blog about these tools yet.
<https://support.microsoft.com/en-us/office/transcribe-your-recordings-7fc2efec-245e-45f0-b053-2a97531ecf57>
There is information about the privacy at the bottom of the page linked above.




Watch out for Privacy stuff with Otter.ai - I may be reverting my fan girl status on that one (see my Tweet thread from today on this topic).


As with any technology, the ALT draft code of ethics is a helpful checklist and barometer:
https://docs.google.com/document/d/1zTiW4bYdw_6h_12z8Najbi7411lsgNS_g2hWQjO8xzw/edit

[See less](#)

Microsoft Teams for Research | Teaching Contingency
For those interested in hosting large scale events/conferences, you may be interested in What is the difference between Teams and Teams Live? &n...

blogs.brighton.ac.uk

 19/02 10:06
Thanks all, esp **Fiona** & **Craig**. Much appreciated.  1 

 Reply

Reply from the person who asked the question.

14/04/21

14 April 2021

 14/04 19:01
Apologies as I am sure this info is available in the guides, but can't locate it. How do I set the Panopto recording so that I have a mini version of the web cam recording (i.e. me talking) superimposed onto any slides?

 **Fiona Macneill** 14/04 19:03  1
SEE halfway down this tutorial page:
<https://blogs.brighton.ac.uk/teachingcontingency/wiki/frequently-asked-questions-faqs/pre-recording-lectures-with-panopto/> there is a screenshot of the setup and you need to have your webcam selected and showing when you start recording.

 Reply

An example of a quick Panopto question from a member of academic staff.